

Article

Antimicrobial Resistance and Environmental Health: A Water Stewardship Framework for Global and National Action

Rachel A. Kaiser ^{1,2,*} , Lina Taing ^{2,3}  and Himesh Bhatia ²

¹ School of Environmental Studies, College of Interdisciplinary Studies, Tennessee Technological University, 1 William L Jones Drive, Cookeville, TN 38505, USA

² United Nations University Institute for Water, Environment and Health (UNU-INWEH), 204-175 Longwood Rd. S, Hamilton, ON L8P 0A1, Canada; lina.taing@unu.edu (L.T.); himesh.bhatia@queensu.ca (H.B.)

³ School of Geography and Earth Sciences, McMaster University, 1280 Main Street West, Hamilton, ON L8S 4K1, Canada

* Correspondence: rakaiser42@tntech.edu

Abstract: Antimicrobial resistance (AMR) is a global health crisis that affects all life on Earth. In 2015, the World Health Organization developed guidance to combat AMR in accordance with a One Health framework considering human, animal, and environment sectors of planetary health. This study reviewed global guidance and 25 National Action Plans to evaluate thematic priorities in One Health AMR approaches using a novel framework that additionally facilitated the identification of water-related stewardship gaps, as water resources are recognized as the primary environmental AMR reservoir and dissemination pathway. This review found that global and national stewardship primarily focuses on mitigating antibiotic use in the human and animal sectors, overlooking environmental drivers, particularly diverse environmental waters. The findings of this study highlight the need to broaden the scope of water-related AMR concerns beyond water, sanitation, and hygiene (WASH) infrastructure for water supply and wastewater treatment, and account for environmental waters in AMR development and dissemination, particularly in low-income countries where half a billion people rely on environmental waters to meet daily needs. Equitably accounting for water environments, supplies, and waste in AMR prevention, mitigation, surveillance, and innovation can significantly enhance the integration of environmental objectives in One Health AMR stewardship.

Keywords: antimicrobial resistance (AMR); one health; environmental health; water stewardship; integrated water resource management (IWRM); water; sanitation and hygiene (WASH)



Citation: Kaiser, R.A.; Taing, L.; Bhatia, H. Antimicrobial Resistance and Environmental Health: A Water Stewardship Framework for Global and National Action. *Antibiotics* **2022**, *11*, 63. <https://doi.org/10.3390/antibiotics11010063>

Academic Editor: Marc Maresca

Received: 12 November 2021

Accepted: 28 December 2021

Published: 5 January 2022

Publisher's Note: MDPI stays neutral with regard to jurisdictional claims in published maps and institutional affiliations.



Copyright: © 2022 by the authors. Licensee MDPI, Basel, Switzerland. This article is an open access article distributed under the terms and conditions of the Creative Commons Attribution (CC BY) license (<https://creativecommons.org/licenses/by/4.0/>).

1. Introduction

Antibiotic resistance is a natural evolutionary process in microbials, but the improper and overuse of antibiotics are accelerating this process and threatening human health and well-being. The global consumption of antibiotics for human use increased 65% from 2000 to 2015 due to increased access and improper use, particularly in low-income countries (LICs) and middle-income countries (MICs) where health systems are more fragile and rates of improper use are higher [1]. Increased antimicrobial resistance (AMR) exposure from animals and food supplies further exacerbates human AMR risk. The use of antimicrobials in animals for food production is nearly triple the use in humans due to the dual objectives of reducing infection and promoting growth and is projected to increase to 200,235 tons used in animals and 13,600 tons used in aquaculture annually by 2030 [1].

As a result of anthropogenic contamination, AMR organisms have especially been detected in environmental soils and waters, including surface and groundwater [2–9], as a result of antibiotic use in agriculture, aquaculture, pharmaceutical production, and human use. Evidence indicates that wastewater treatment plants are also significant reservoirs and dissemination pathways for AMR [10–14] due to the mixing of bacteria, antibiotics, and other pollutants such as heavy metals, which increases the potential development of AMR

organisms [15–20]. While there is limited data concerning environmental and water-related AMR risks, up to 90% of antimicrobial doses can be excreted as an active compound or metabolites into the environment [21]. The environment hence is also considered a major AMR reservoir and dissemination pathway given human exposure through direct consumption of food products and water supplies [22,23], and exposure through contaminated soil and the broader environment [24].

As a result of increased human AMR, 700,000 people die annually due to drug-resistant microorganisms, which is predicted to increase to 10 million annual deaths by 2050 if no measures are undertaken to address this global health threat [25]. A cumulative USD 100 trillion of global economic output by 2050, including loss of productivity, is at risk because of AMR [26]. Given AMR's substantial impact on society, ranging from increased healthcare cost to economic losses, the World Health Organization (WHO) in 2015 declared AMR a global health crisis that needs to be managed to protect global human health and maintain societal scientific and development advancements [27].

In 2015, the WHO established the Global Action Plan on Antimicrobial Resistance (GAP) to mitigate antibacterial resistance through a holistic One Health approach for AMR in humans, animals, and the environment [28]. The One Health conceptual framework considers interconnections between humans, animals, and the environment in which resistance can cross social, ecological, and habitat boundaries [29]. The five main objectives of the WHO's GAP are: (1) improving awareness and understanding, (2) strengthening surveillance and research, (3) reducing the incidence of infection, (4) optimizing the use of antimicrobial medicines, and (5) ensuring sustainable investment in countering resistance [28].

In response to the WHO's call, the United Nations (UN) established the One Health Tripartite in 2016, tasking the intergovernmental organizations the WHO, the Food and Agriculture Organization (FAO), and the World Organization for Animal Health (OIE) to address emerging global AMR risks through a One Health approach [30]. The United Nations Interagency Coordination Group on Antimicrobial Resistance (IACG) is also active in achieving the GAP objectives through greater integration of AMR activities in the Sustainable Development Goal (SDG) agenda [25,31]. These intergovernmental entities have developed a variety of policy instruments that provide an evolving stewardship framework for combating AMR holistically. The global instruments—ranging from guidelines, tools, and roadmaps—support achievement of the GAP objectives at the national level through development and implementation of National Action Plans (NAP).

Despite the holistic One Health lens, the primary focus of these global instruments has been the human and animal sectors, mainly through antimicrobial consumption and human infection prevention and control (IPC), leaving the environment sector under-supported at the global and, in turn, the national levels [32–34]. Some guidelines, tools, and roadmaps loosely incorporate the environment, including water-related components, but if incorporated, the environmental considerations have a limited lens that overlook protecting natural environment resources from AMR pollution. Water especially has increasingly received more global attention, as it is recognized as a primary environmental vector for AMR spread and AMR-related diseases in low- and middle-income countries (LMICs) that have yet to achieve universal water, sanitation, and hygiene (WASH) access and wastewater treatment [35]. To address the environmental health planning gap in global approaches, country-level technical guidance has been developed to evaluate national One Health AMR progress [36] and the One Health Tripartite's instruments and progress towards achieving GAP objectives [21,33,37].

AMR organisms are present ubiquitously and threaten all life on the planet, and thus environmental health is important to address in conjunction with AMR human and animal health stewardship efforts [32]. This study developed a novel AMR stewardship evaluation framework to address shortcomings in current AMR and water-related stewardship gaps. This framework evaluated 25 National Action Plans to determine thematic priorities in One Health AMR approaches and identified gaps nationally with regards to water-related

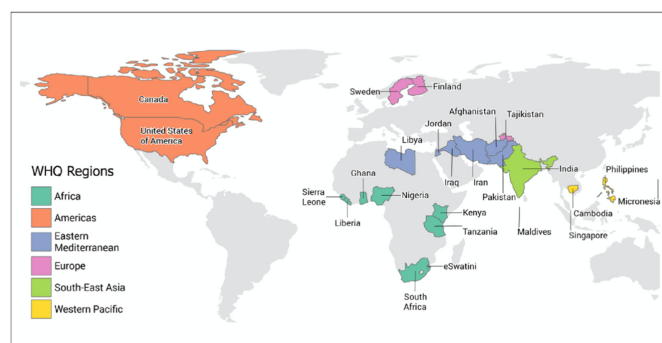
stewardship to contribute to research and policy development for the environment dimension of the One Health framework. There is a need to expand AMR stewardship beyond its current purview to ensure that AMR prevention and mitigation efforts comprehensively address the diverse range of environmental reservoirs and dissemination pathways that promote AMR development. This review espouses integrating water management and four stewardship pillars (prevention, surveillance, mitigation, and innovation) to equitably protect diverse environmental (or ambient) waters, water supplies, and wastewater as one resource to protect public health.

2. Results and Discussion

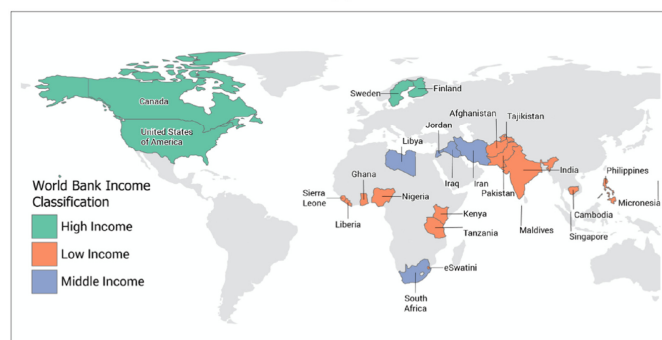
2.1. NAP Evaluation Results

A selection of 25 NAPs were evaluated for AMR and water-related AMR stewardship to analyze global AMR thematic priorities and gaps using the One Health-One Water AMR stewardship framework developed in this study (Figure S1: One Health-One Water framework NAP evaluation results). NAPs were selected if (1) participated in the Tripartite AMR Country Self-Assessment Survey (TrACSS) (a global evaluative framework), (2) NAP is active at the time (2021) of the review, (3) available in English, (4) accessible online, and (5) included water-related terminology. The case studies represent all six WHO global regions [38]: Africa (AFR, 33%, $n = 8$), Americas (AMR, 8%, $n = 2$), Eastern Mediterranean (EMR, 24%, $n = 6$), Europe (EUR, 8%, $n = 2$), Southeast Asia (SEAR, 8%, $n = 2$), and Western Pacific (WPR, 16%, $n = 4$), and with regards to income level [39], 56% ($n = 14$) were LICs, 24% ($n = 6$) MICs, and 20% ($n = 5$) high-income countries (HICs) (Figure 1 and Table S1: NAP case study parameters). Results are reported by the following scorecard categories:

- One Health sectors (human, animal, and environment) and themes (human IPC, human antimicrobial consumption, use of antimicrobials in animals, food safety and security, use of antimicrobials in plants, environmental contamination, and clean water and sanitation);
- Water types (environmental (green), supply (blue), wastewater (brown));
- Pillars (mitigation, innovation, prevention, and surveillance).



(A)



(B)

Figure 1. (A) Overview of the NAP case studies by global region. (B) Overview of the NAP case studies by income classification.

The scorecards are divided into four quartiles with the first two lower quartiles indicating no to limited action and the upper two quartiles indicating outlined and implemented action, respectively.

2.2. One Health Sector: Human and Related Themes Findings

The human sector of One Health is concerned with monitoring the development and dissemination of AMR associated with human health as well as the impacts of AMR to human health. The human IPC and human consumption of antimicrobial themes fall within this sector, reflecting the focus of the Tripartite organizations for human-related AMR, specifically the WHO.

The human One Health sector is implemented into NAPs regardless of global region or country income status, with higher levels of implementation noted in the LICs (Pakistan and Micronesia) and MICs (South Africa and Jordan) case studies (Figure 2). HICs (80%, $n = 4$), MICs (50%, $n = 3$), and LICs (57%, $n = 8$) have the highest percentages of outlined activities within the third quartile, highlighting a universal focus on the human sector in NAPs.

NAP Evaluation Results		Score Card				
Country	One Health Sector	1st Quartile	2nd Quartile	3rd Quartile	4th Quartile	
	Human	0-17%	18-35%	36-53%	54-72%	
Eswatini	42	Human Sector				
Ghana	33	% n=25	0	24	60	16
Kenya	33	n=	0	6	15	4
Liberia	36	LIC (%): n=14	0	29	57	14
Nigeria	50	n=	0	4	8	2
Sierra Leone	30	MIC (%): n= 6	0	16	50	33
South Africa	71	n=	0	1	3	2
Tanzania	33	HIC (%): n=5	0	20	80	0
Canada	50	n=	0	1	4	0
United States	43					
Afghanistan	42					
Iran	50					
Iraq	33					
Jordan	60					
Libya	45					
Pakistan	63					
Finland	50					
Sweden	22					
Tajikistan	43					
India	40					
Maldives	45					
Cambodia	38					
Micronesia	60					
Philippine	50					
Singapore	39					

Figure 2. Human One Health sector scorecard by country and income level.

The human IPC theme is primarily concerned with AMR in hospital settings and preventative measures to reduce the spread of human-related AMR. This theme has received the most attention with all case studies captured in the third (48%, $n = 12$) and fourth (52%, $n = 13$) quartiles of the scorecard (Figure 3). The majority of MICs (67%, $n = 4$) and HICs (60%, $n = 3$) are captured in the fourth quartile, and the majority of LICs (57%, $n = 8$) are captured in the third quartile followed by the fourth quartile (14%, $n = 2$). This suggests global prioritization of human IPC regardless of income level.

NAP Evaluation Results			Score Card				
Country	Themes		1st Quartile	2nd Quartile	3rd Quartile	4th Quartile	
	Human IPC	Human Consumption	0-7%	8-15%	16-23%	24-32%	
Eswatini	25	14	Human IPC				
Ghana	20	16	% n=25	0	0	48	52
Kenya	28	13	n=	0	0	12	13
Liberia	20	15	LIC (%): n=14	0	0	57	43
Nigeria	24	14	n=	0	0	8	6
Sierra Leone	18	17	MIC (%): n= 6	0	0	33	67
South Africa	24	21	n=	0	0	2	4
Tanzania	22	16	HIC (%): n=5	0	0	40	60
Canada	29	27	n=	0	0	2	3
United States	29	16	Human Consumption				
Afghanistan	19	20	% n=25	0	20	64	16
Iran	24	17	n=	0	5	16	4
Iraq	22	17	LIC (%): n=14	0	36	57	7
Jordan	28	28	n=	0	5	8	1
Libya	29	26	MIC (%): n= 6	0	0	67	33
Pakistan	28	22	n=	0	0	4	2
Finland	27	20	HIC (%): n=5	0	0	80	20
Sweden	17	21	n=	0	0	4	1
Tajikistan	25	18					
India	19	15					
Maldives	18	22					
Cambodia	19	17					
Micronesia	22	25					
Philippine	30	21					
Singapore	23	19					

Figure 3. Human sector themes (human IPC and antimicrobial consumption) scorecard by country and income level.

The human consumption of antimicrobials theme focuses on the availability of and the prescribing practices of antimicrobials for human health and is the third ranking theme with case studies captured in the third quartile (64%, $n = 16$), the second quartile (20%, $n = 5$), and the fourth quartile (16%, $n = 4$). The majority of LICs (57%, $n = 8$), MICs (67%, $n = 4$), and HICs (80%, $n = 4$) are captured in the third quartile, indicating outlined actions in NAPs, but there is slightly more focus in MICs and HICs than LICs (Figure 3). A 2021 report on the current state of antibiotic use highlights that LICs experience challenges in

managing human antimicrobial consumption due to limited regulations, limited public education, and easy availability, which is reflected in these results [1]. The results of this study indicate the prioritization of human health in relation to AMR as one of the primary foci of the NAPs in this review.

2.3. One Health Sector: Animal and Related Themes Findings

The animal sector of One Health is concerned with monitoring the development of AMR in animals and this dissemination pathway impacting human health. Similar to the human sector, the majority of HICs (60%, $n = 3$), MICs (83%, $n = 5$), and LICs (64%, $n = 9$) are captured in the third quartile, indicating a universal focus on animal-related AMR within NAPs (Figure 4). The use of antimicrobials in animals, food safety and security, and use of antimicrobials in plants themes fall under this sector, reflecting the Tripartite interest in animal and food production, specifically through the FAO and OIE.

NAP Evaluation Results		Score Card				
Country	One Health Sector	1st Quartile	2nd Quartile	3rd Quartile	4th Quartile	
	Animal	0-17%	18-35%	36-53%	54-72%	
Eswatini	42	Animal Sector				
Ghana	53	% n=25	4	28	68	0
Kenya	40	n=	1	7	17	0
Liberia	45	LIC (%): n=14	0	36	64	0
Nigeria	36	n=	0	5	9	0
Sierra Leone	30	MIC (%): n= 6	0	16	83	0
South Africa	29	n=	0	1	5	0
Tanzania	33	HIC (%): n=5	20	20	60	0
Canada	38	n=	1	1	3	0
United States	43					
Afghanistan	42					
Iran	38					
Iraq	40					
Jordan	40					
Libya	36					
Pakistan	25					
Finland	40					
Sweden	11					
Tajikistan	29					
India	35					
Maldives	36					
Cambodia	38					
Micronesia	40					
Philippine	38					
Singapore	33					

Figure 4. Animal One Health sector scorecard by country and income level. in plants) scorecard by country and income level.

The use of antimicrobials in animals theme is focused on the availability and use of antimicrobials in animals, primarily food animal production, and is the second most prioritized theme after human IPC, with 76% ($n = 19$) of countries captured in the third quartile, and 24% ($n = 6$) in the fourth quartile. MICs (50%, $n = 3$) and HICs (40%, $n = 2$) are evenly captured in the top two quartiles, and the majority of LICs (93%, $n = 13$) are captured in the third quartile, indicating global attention on animal-related AMR risk (Figure 5). This theme in global guidance, as well as NAPs, is primarily concerned with livestock and food-producing animals, overlooking AMR risk linked to companion animals or wildlife. Regulations established by OIE are implemented in NAPs globally, prioritizing the management of this AMR source [40]. There is greater implementation in MICs and HICs, but this theme is highly prioritized regardless of income level.

NAP Evaluation Results				Score Card				
Country	Themes			1st Quartile	2nd Quartile	3rd Quartile	4th Quartile	
	Use in Animals	Food Safety and Security	Use in Plants	0-7%	8-15%	16-23%	24-32%	
Eswatini	18	8	10	Use in Animals				
Ghana	19	7	18	% n=25	0	0	76	24
Kenya	23	15	9	n=	0	0	19	6
Liberia	18	13	6	LIC (%): n=14	0	0	93	7
Nigeria	19	11	0	n=	0	0	13	1
Sierra Leone	17	10	11	MIC (%): n= 6	0	0	50	50
South Africa	22	7	17	n=	0	0	3	3
Tanzania	20	9	15	HIC (%): n=5	0	0	60	40
Canada	26	11	1	n=	0	0	3	2
United States	18	13	11	Food Safety and Security				
Afghanistan	18	17	0	% n=25	16	56	28	0
Iran	19	17	0	n=	4	14	7	0
Iraq	27	11	0	LIC (%): n=14	14	64	21	0
Jordan	27	12	0	n=	2	9	3	0
Libya	25	5	4	MIC (%): n= 6	33	33	33	0
Pakistan	28	5	0	n=	2	2	2	0
Finland	31	16	0	HIC (%): n=5	0	60	40	0
Sweden	21	11	0	n=	0	3	2	0
Tajikistan	22	11	0	Use in Plants				
India	21	15	0	% n=25	72	20	8	0
Maldives	22	17	0	n=	18	5	2	0
Cambodia	20	20	3	LIC (%): n=14	64	29	7	0
Micronesia	22	15	0	n=	9	4	1	0
Philippine	23	17	0	MIC (%): n= 6	83	0	17	0
Singapore	16	18	0	n=	5	0	1	0
				HIC (%): n=5	80	20	0	0
				n=	4	1	0	0

Figure 5. Animal sector themes (antimicrobial use in animals, food safety and security, antimicrobial use).

The food safety and security theme is focused on residual antimicrobials from production in food products for human consumption. The majority of the case studies are captured in the second quartile (56%, $n = 14$), indicating limited attention for this theme globally (Figure 5). HICs, captured in the second (60%, $n = 3$) and third quartiles (40%, $n = 2$), have a greater focus than LMICs, captured in the first three quartiles; however, this theme is not prioritized in NAPs AMR stewardship.

Unlike its animal counterpart, the use of antimicrobials in plants theme, focused on their use for plant production and residuals that may be transported through consumption, is a thematic gap in NAPs, as it is primarily captured in the first quartile (72%, $n = 18$) for all case studies, indicating no or limited action (Figure 5). The 2020 Wellcome Trust AMR analysis also highlights that there is limited or no inclusion of this theme, reflected by limited to no available data to understand the scope of this dissemination pathway, but there is concern for human exposure through food products and contaminated water resources [23,41–44]. The Wellcome Trust analysis also notes that HICs regulate the use of antimicrobials in plant production, but MICs and LICs lack regulation and enforcement [23]. The results of this study, specifically the limited concern of this dissemination pathway in HICs (80%, $n = 4$, first quartile) as well as majority of MICs (83%, $n = 5$) and LICs (64%, $n = 9$) captured in the first quartile (Figure 5) continues to highlight this gap within One Health AMR stewardship.

The food safety and security and the use of antimicrobials in plants themes have received limited prioritization thus far, likely because the actions within these themes are not responses to reduce AMR but reduced exposure specifically through food production [23]. Per the Wellcome Trust analysis, supported by the results of this study, food products as well as plants, currently lack prioritization as AMR dissemination pathways outside of food animal production, limiting AMR stewardship [23]. Overall, the animal sector is a primary focus of One Health and is implemented across global regions and income levels with high evaluation scores in countries producing food animals and aquaculture, such as Ghana, the United States, Afghanistan, Finland, and Micronesia (Figures 4 and 5).

2.4. One Health Sector: Environment, Related Themes Findings, and Water Types

The environment sector of One Health is concerned with the environment acting as an AMR dissemination pathway for human exposure. The environment sector has received the least prioritization of the One Health sectors, as the majority of the case studies are captured in the first quartile (52%, $n = 13$), specifically HICs (60%, $n = 3$), MICs (50%, $n = 3$), and LICs (50%, $n = 7$), due to no or limited actions within their NAPs (Figure 6). The Tripartite organizations, aside from the United Nations Environment Programme, are not specifically focused on the environment, as reflected in the limited global guidance and inclusion in NAPs highlighted in this study. As a result, this sector and associated themes currently are poorly defined, particularly in relation to environmental reservoirs and dissemination pathways of AMR (water, soil, air) beyond wastewater management and WASH practices. The environmental contamination and clean water and sanitation themes fall under this sector.

The environmental contamination theme is concerned with how environmental systems, including air, environmental waters, and soil contribute to AMR as a dissemination pathway, developmental area, and reservoir. The majority of the studies are captured in the first (36%, $n = 9$) and second (44%, $n = 11$) quartiles indicated that this theme is not prioritized in NAPs (Figure 7). With regards to water, pollution linked to wastewater is a primary consideration in the NAPs' environmental contamination action planning. Wastewater contamination, in particular, is a focus, with 28% ($n = 7$) of NAPs highlighting agricultural wastewater considerations, 12% ($n = 3$) industrial, 12% ($n = 3$) pharmaceutical, and 36% ($n = 9$) municipal (Figure 8). Countries that have regulations and enforcement for environmental contamination are primarily HICs and MICs, including Sweden, Finland, and Iran, which focus on human and animal waste containment and wastewater treatment. India (LIC) is an exception due to the development of legislation for pharmaceutical

wastewater in 2020, however, the 2020 Wellcome Trust report has highlighted implementation thus far is limited [23]. The contamination of environmental surface water (28% ($n = 7$)) is a secondary consideration within this theme; however, marine water, groundwater, and karst groundwater environmental waters are overlooked excluding several sources of AMR from water-related AMR stewardship (Figure 8). There are currently no implemented AMR policies for environmental waters, including surface water, outlined in NAPs.

NAP Evaluation Results		Score Card				
Country	One Health Sector	1st Quartile	2nd Quartile	3rd Quartile	4th Quartile	
	Environment	0-17%	18-35%	36-53%	54-72%	
Eswatini	17	Environment Sector				
Ghana	13	% n=25	52	40	4	4
Kenya	27	n=	13	10	1	1
Liberia	18	LIC (%) : n=14	50	43	7	0
Nigeria	14	n=	7	6	1	0
Sierra Leone	40	MIC (%) : n= 6	50	50	0	0
South Africa	0	n=	3	3	0	0
Tanzania	33	HIC (%) : n=5	60	20	0	20
Canada	13	n=	3	1	0	1
United States	14					
Afghanistan	16					
Iran	13					
Iraq	27					
Jordan	0					
Libya	18					
Pakistan	13					
Finland	10					
Sweden	67					
Tajikistan	29					
India	25					
Maldives	18					
Cambodia	25					
Micronesia	0					
Philippine	13					
Singapore	28					

Figure 6. One Health environment sector scorecard by country and income level.

The clean water and sanitation theme is concerned with access to clean water supply to reduce AMR infections and the need for antimicrobial use primarily through WASH measures for humans and animals. The majority of the case studies are captured in the first (44%, $n = 11$) and second (52%, $n = 13$) quartiles, indicating no or limited action within NAPs

regardless of the region or income level (Figure 7). LICs (Eswatini, Liberia, Nigeria, Sierra Leone, Pakistan, Tajikistan), MICs (Afghanistan, Iraq, Libya), and one HIC (Singapore) mention treating municipal water supply (40%, $n = 10$) as an AMR priority but had no outlined plans of action included in their NAPs (Figure 8). Currently, WASH measures focus primarily on healthcare facilities and communities, however, AMR is not prioritized in all WASH measures [23]. If this theme is included in NAPs, it is primarily through preventive measures for water supply implemented from a WASH perspective, in relation to IPC in hospital or community settings, as well as agricultural practices. The measures outlined within the NAPs include reducing AMR risk through handwashing practices, community education, training programs for healthcare workers, and the management of hospital wastewater (36%, $n = 9$; Figure 8); however, by the results of this study and in the screening process, which removed 17 NAPs from the sampling pool due to lack of water-related terms, this theme receives limited attention and action in AMR stewardship.

NAP Evaluation Results			Score Card				
Country	Themes		1st Quartile	2nd Quartile	3rd Quartile	4th Quartile	
	Environmental Contamination	Clean Water and Sanitation	0-7%	8-15%	16-23%	24-32%	
Eswatini	11	15	Environmental Contamination				
Ghana	17	3	% n=25	36	44	20	0
Kenya	6	6	n=	9	11	5	0
Liberia	14	15	LIC (%): n=14	29	43	29	0
Nigeria	21	11	n=	4	6	4	0
Sierra Leone	15	13	MIC (%): n= 6	50	50	0	0
South Africa	0	9	n=	3	3	0	0
Tanzania	12	5	HIC (%): n=5	40	40	20	0
Canada	3	3	n=	2	2	1	0
United States	8	5	Clean Water and Sanitation				
Afghanistan	19	6	% n=25	44	52	4	0
Iran	12	11	n=	11	13	1	0
Iraq	8	16	LIC (%): n=14	50	50	0	0
Jordan	0	6	n=	7	7	0	0
Libya	1	9	MIC (%): n= 6	17	66	17	0
Pakistan	5	11	n=	1	4	1	0
Finland	6	0	HIC (%): n=5	60	40	0	0
Sweden	16	14	n=	3	2	0	0
Tajikistan	11	13					
India	22	7					
Maldives	11	10					
Cambodia	14	6					
Micronesia	0	15					
Philippine	7	2					
Singapore	10	15					

Figure 7. Environment sector themes (Environmental Contamination and Clean water and Sanitation) scorecard by country and income level.

Country	Eswatini		Ghana		Kenya		Liberia		Nigeria		Water Type Included
	Sierra Leone		South Africa		Tanzania		Canada		United States		
	Afghanistan		Iran		Iraq		Jordan		Libya		
	Pakistan		Finland		Sweden		Tajikistan		India		
	Maldives		Cambodia		Micronesia		Philippine		Singapore		
Water Type											
Green Water				Blue Water							
Surface Water	Marine Water	Groundwater	Karst Groundwater	Municipal Water	Well Water	Self-Supplied Water					
Brown Water											
Agricultural Wastewater	Industrial Wastewater	Pharmaceutical Wastewater	Municipal Wastewater	Hospital Wastewater	Stormwater						

Figure 8. Breakdown of water categories and types included in the NAP case studies.

There is currently an overall lack of environmental and water-related AMR stewardship in NAPs. If environmental- and water-related actions are included within the NAPs, they focus on surveilling the transfer of AMR from anthropogenic activities, such as pharmaceutical production, wastewater treatment, and agricultural practices, through the environment to humans. Current AMR stewardship and research efforts are largely reactive measures to environmental AMR contamination, with limited proactive environmental protection measures, particularly for environmental waters, from becoming a reservoir and, in turn, dissemination pathway of AMR.

Environmental AMR Stewardship and Sustainable Development Goal 6 Relationships

The Pearson correlation coefficient (Figure 9) and linear regression (Figure S2: Linear regression graphs) were used to validate the framework evaluation findings for the One Health environment sector, clean water and sanitation theme, and environmental contamination theme scores for the NAP case study evaluations. These scores were analyzed with the Sustainable Development Goal (SDG) 6 indicators, of which SDG 6.1.1 (drinking water), 6.2.1a (sanitation), 6.3.1 (wastewater), and 6.3.2 (water quality) were considered. Currently, AMR is not integrated in the SDGs [45], however, SDG 6 speaks to broader water-related stewardship parameters, which reflect AMR stewardship priorities. To effectively integrate the environment and water resources into One Health, understanding the limitations and gaps of the current state of water-related AMR stewardship and water development progress is necessary and can guide future policy and the integration of water-related AMR stewardship.

Sustainable Development Goal	National Action Plan One Health Sector and themes	Pearson Correlation Coefficient					
		Proportion of Safely Managed Service	Proportion of At Least Basic Service	Proportion of Basic Service	Proportion of Limited Service	Proportion of Unimproved Service	Proportion of Surface Water
6.1.1 - Drinking water	One Health: Environment	0.0998	-0.1774	0.0128	0.213	0.0955	0.2065
	Theme: Clean Water and Sanitation	-0.1836	0.185	-0.0466	-0.0211	0.0896	0.1405
	Theme: Environmental Contamination	-0.1217	-0.1966	0.3478	0.3858	0.3337	0.2312
6.2.1a - Sanitation	One Health: Environment	0.1804	-0.2579	-0.0092	0.059	0.1405	0.038
	Theme: Clean Water and Sanitation	-0.2671	0.3055	-0.0574	-0.0444	-0.0394	0.0883
	Theme: Environmental Contamination	-0.1203	-0.1445	-0.2005	0.4051	0.2535	0.5227
6.3.1 - Wastewater	Proportion of Domestic Wastewater Safely Treated						
	One Health: Environment	0.0567					
	Theme: Clean Water and Sanitation	-0.1754					
6.3.2- Water Quality	Proportion of Bodies of Water with Good Ambient Water Quality: Overall						
	One Health: Environment	-0.1632	-0.1914	-0.0916		Text Color: weakly correlated	Cell Color: negatively correlated
	Theme: Clean Water and Sanitation	-0.3024	-0.5554	-0.0343		uncorrelated	uncorrelated
	Theme: Environmental Contamination	-0.5745	-0.5417	-0.3058		moderately correlated	positively correlated

Figure 9. SDG 6 indicators and NAP case study evaluation scores (environment One Health sector, clean water and sanitation theme, environmental contamination theme) Pearson correlation analysis results.

The relationship between the selected NAP framework evaluation scores and SDG 6.1.1 indicates a mostly weak ($0.1 \geq |p| < 0.4$) or uncorrelated ($|p| < 0.1$) relationship. The lower levels of treatment, including “basic service”, “limited service”, “unimproved”, and “surface water” show a weak positive correlation with the framework themes and One Health sector (Figure 9), primarily for LICs, where safe water supply is limited (Figure S2G–R). There are either weak or no relationships between the 6.2.1a SDG indicator and the NAP evaluation results (Figure 9). Similar to 6.1.1, the high levels of treatment are represented primarily by HICs, and the lower levels of treatment are represented by MICs and LICs (Figure S2S–AJ). The weak correlation ($p = 0.3055$) between “at least basic service” and the clean water and sanitation theme reveals that MICs and LICs have stronger, albeit limited, plans for clean water and sanitation AMR stewardship than HICs (Figure 9; Figure S2W). In addition, for this indicator, the environmental contamination theme is moderately correlated ($0.4 \geq |p| < 0.6$) with “limited service” ($p = 0.4051$) (Figure 9; Figure S2AD), weakly correlated with “unimproved service” ($p = 0.2535$), and moderately

correlated with “open defecation” ($p = 0.5227$) (Figure 9; Figure S2AJ). The 6.3.1 dataset includes the proportion of domestic wastewater flow safely treated, overlooking industrial, pharmaceutical, hospital, agricultural, and stormwater. There is no correlation with the One Health environment sector and a negative correlation with the clean water and sanitation theme, as well as the environmental contamination theme (Figure 9; Figure S2AK–AM). This indicator has limited data available, with only 16 of the case studies reporting data, primarily MICs and HICs. There are either no or weak correlations between the SDG 6.3.2 indicator and the NAP evaluation results (Figure 9; Figure S2AN–AV). This indicator also has limited data with only 13 of the case studies reporting data.

The correlation analysis and linear regression results of this study support the findings of the NAP evaluations by highlighting a thematic prioritization alignment between the SDG 6.1.1, 6.2.1a, and 6.3.1 indicators and the NAPs. The positive correlations with the limited water development progress outlined in the 6.1.1 and 6.2.1a indicators (drinking water and sanitation) and the NAP evaluations, particularly in LMIC, highlights the prioritization of AMR stewardship in LMICs, particularly for water supply. The countries with less water development progress prioritize AMR stewardship needs, however, stewardship action is limited, as highlighted in the NAP evaluations. There is a need for better stewardship of AMR in LMICs, which translates to prioritizing water development progress for these indicators, and, in turn, reducing AMR exposure pathways. Wastewater (indicator 6.3.2) is highlighted as an AMR dissemination pathway in NAPs. Implementation actions for wastewater are prioritized in LMIC due to limited treatment technology, which is reflected by the limited SDG indicator data available for LMIC. Wastewater is not prioritized in HIC due to available treatment technology, which is reflected by the available indicator data and lack of correlation. Similar to the prioritization of human and animal health in current AMR stewardship, environmental waters (6.3.2), as indicated by negative correlations, receive limited attention for AMR stewardship and water development progress. The findings of this analysis support the NAP evaluation results, highlighting that the environment and water resources are overlooked beyond clean WASH. There is a greater prioritization of water-related AMR stewardship in LMIC than HIC, due to extensive exposure pathways, however, there is limited action towards these measures, inhibiting a successful One Health approach.

2.5. Stewardship Pillar-Related Findings

The four stewardship pillars outlined in this framework are integrated in the case studies (Figure 10). Mitigation activities are centered around regulations and management. Majority of LICs (50%, $n = 7$) are captured in the fourth quartile for mitigation due to developed and implemented AMR policies and regulations primarily for human IPC and antimicrobial consumption, as well as animal antimicrobial consumption. Mitigation activities are also prioritized in MICs (83%, $n = 5$), which are captured in the third quartile. The greater implementation of this pillar in LICs and MICs than in HICs reflects a prioritization of human health due to lower levels of sanitation in health care facilities and animal production and, in turn, greater risk of infection.

The innovation pillar evaluates NAPs for research progress, AMR understanding, and data sharing networks. A greater prioritization for innovation is noted in the HIC case studies (60%, $n = 3$) captured in the fourth quartile (Figure 10). The majority of MICs are captured in the first (17%, $n = 1$) and second (50%, $n = 3$) quartiles, and LICs are primarily captured in the second quartile (79%, $n = 11$). The overall prioritization and feasibility of innovation is bias towards HICs and MICs in the Americas and European WHO regions. The prevention pillar is centered around proactive actions, including public outreach and education, as well as professional training programs. LICs are equally captured in the second and third quartiles (50%, $n = 7$), MICs are primarily captured in the second quartile (67%, $n = 4$) followed by the third quartile (33%, $n = 2$), and HICs are primarily captured in the second quartile (80%, $n = 4$) (Figure 10). The surveillance pillar is centered around monitoring AMR within One Health and utilizing data to influence actions within the

other pillars. HICs and MICs are evenly captured in the second (60%, $n = 3$; 50%, $n = 3$, respectively) and third quartiles (40%, $n = 2$; 50%, $n = 3$, respectively), whereas LICs are primarily captured in the second quartile (79%, $n = 11$) (Figure 10). The development and implementation of surveillance instruments is targeted in all NAP case studies, but LICs are still establishing plans for these systems.

NAP Evaluation Results					Score Card									
Country	Stewardship Pillars				1st Quartile 0-11%	2nd Quartile 12-23%	3rd Quartile 24-35%	4th Quartile 36-48%						
	Prevention	Mitigation	Surveillance	Innovation					Prevention			Surveillance		
Eswatini	32	22	28	17	Prevention			Surveillance						
Ghana	23	43	18	16	% n=25	4	60	36	0	% n=25	0	68	32	0
Kenya	21	43	13	23	n=	1	15	9	0	n=	0	17	8	0
Liberia	29	30	23	19	LIC (%) n=14	0	50	50	0	LIC (%) n=14	0	79	21	0
Nigeria	24	33	23	20	n=	0	7	7	0	n=	0	11	3	0
Sierra Leone	14	37	22	27	MIC (%) n=6	0	67	33	0	MIC (%) n=6	0	50	50	0
South Africa	14	33	15	38	n=	0	4	2	0	n=	0	3	3	0
Tanzania	26	29	24	22	HIC (%) n=5	20	80	0	0	HIC (%) n=5	0	60	40	0
Canada	11	22	23	44	n=	1	4	0	0	n=	0	3	2	0
United States	13	22	28	38	Mitigation			Innovation						
Afghanistan	23	38	17	22	% n=25	0	20	44	36	% n=25	4	56	24	16
Iran	13	47	17	23	n=	0	5	11	9	n=	1	14	6	4
Iraq	23	24	24	29	LIC (%) n=14	0	14	36	50	LIC (%) n=14	0	79	21	0
Jordan	27	29	20	23	n=	0	2	5	7	n=	0	11	3	0
Libya	32	29	29	9	MIC (%) n=6	0	0	83	17	MIC (%) n=6	17	50	17	17
Pakistan	21	35	20	24	n=	0	0	5	1	n=	1	3	1	1
Finland	19	30	21	30	HIC (%) n=5	0	60	20	20	HIC (%) n=5	0	0	40	60
Sweden	12	15	25	48	n=	0	3	1	1	n=	0	0	2	3
Tajikistan	29	22	17	31										
India	21	36	20	23										
Maldives	22	33	27	19										
Cambodia	27	27	24	23										
Micronesia	23	46	14	18										
Philippine	26	39	15	19										
Singapore	14	36	18	32										

Figure 10. Stewardship pillars (mitigation, innovation, prevention, surveillance) scorecard by country and income level.

The implementation of the stewardship pillars aligns with the thematic priorities of AMR stewardship, as the stewardship pillars are currently focused on human and animal health actions, continuing to overlook the environment. In addition, the resource demanding pillars (innovation and surveillance) are prioritized in HICs and MICs and the less resource demanding pillars (mitigation and prevention) are prioritized in LMICs. The inclusion of all four pillars is vital for successful water stewardship and the snapshot provided though this evaluation indicates progress is still needed for all sectors of One Health, particularly the environment and water resources.

2.6. Realizing an AMR One Health Approach

The developed AMR stewardship framework is a useful tool for identifying priorities and gaps in current global and national AMR guidance. This review concurs with prior global assessments that the human and animal health sectors and themes in NAPs are prioritized over the environmental component of One Health (environmental contamination, and clean water and sanitation) and the use of antimicrobials in plants. The environment sector of One Health is complex and encompasses a variety of sub-environments (soil, air, water) that are not equitably accounted for in NAPs, and by extension, global guidance. This review highlights especially the significance of addressing water as an environmental AMR driver given its critical role in supporting environmental, human, and economic systems. To successfully include advance One Health AMR approaches, national plans and global guidance need to go beyond current human and animal sector prioritization and give greater attention and resources to interconnected environmental AMR drivers that threaten to setback human development.

In order to holistically integrate environmental health into One Health, environmental stewardship guidance needs to be developed, incorporated, and supported at the global level. The application of this framework can aid policymakers and multilateral agencies in developing more holistic AMR stewardship plans integrating the gaps highlighted in current plans. In hindsight, it is not surprising that AMR stewardship thus far largely focuses on human and animal health, as the Tripartite organizations leading global and guiding national efforts are focused on these sectors. As of 2018, the Tripartite has expanded to include the United Nations Environment Programme (UNEP) within the Tripartite Plus to better incorporate the environment and increase national level action [46]. However, the findings in this study highlight limited environmental focus at the national level. This suggests that while the significance of the environment sector in the dissemination of AMR has been acknowledged globally, there is still a huge gap in planning and action to achieve a One Health AMR approach [23,32,34,47].

Reflected by the findings of this study, thus far, the role of the UNEP in the Tripartite Plus has been limited in available global and national guidance. To better address the environmental sector, the UNEP needs to actively integrate environmental AMR guidelines and actions, specifically for water resources, into global guidance as well as aid in integration into national action plans. Along with, enacting the stewardship pillars into environmental AMR actions, though public awareness, surveillance programs, regulations, and development of removal technologies is necessary for successfully implementing the environment sector.

2.7. One Water AMR Stewardship

More holistic and integrated water management considerations are needed in AMR stewardship plans to especially benefit LMICs that are at greater risk of water-related AMR threats. The management of water supply and wastewater receives the most attention within LMIC NAPs given the threat of limited treatment of drinking water and wastewater from various sources contaminating water supplies [21] that could otherwise limit AMR transmission and reduce the need for antimicrobial use [23]. Global policy guidance highlights and provides limited guidelines for protecting the environment—in particular, hospital and community-based water, sanitation, and hygiene (WASH) interventions and wastewater treatment in combating AMR, however, this guidance overlooks the role of environmental waters as reservoirs and dissemination pathways [21]. The NAP evaluations and SDG 6 validation highlights a severe gap within AMR stewardship and prevention with regards to environmental waters, despite public health experts from the Wellcome Trust acknowledging water systems as a hotspot for AMR development, environmental dissemination, and human transmission [23]. Oversight of this dissemination pathway is especially concerning for LMICs, as they tend to have limited availability of clean water and limited water treatment at scale, making the population health threat of AMR in environmental waters even greater [23].

Current water-related AMR guidance reflects siloed water management, with water sources, supplies, or waste managed individually. Water, however, should be managed in an integrated way throughout the water cycle—from the environment through use and discharge because the contaminants, such as AMR, are also transported throughout the cycle, impacting human and environmental health. Current water-related guidance highlights the potential impact of AMR in water supply and wastewater but provides limited guidelines and actions to manage AMR. As a result, the broad-based statements and regulations pertaining to water resources are not conducive to effective water resource management and protection because water resources are impacted by different anthropogenic practices, receive different levels of treatment, and are sourced and utilized by location specific needs [47,48].

The proposed One Health-One Water AMR stewardship framework accounts for water's integrated management throughout the water cycle. One Water is premised on the interconnections of different phases of the water cycle (environmental waters, water supply, and wastewater), with all types of water equitably treated as being a potential AMR reservoir and dissemination pathway. The framework dually evaluates the primary focuses and shortcomings of AMR and water-related AMR stewardship to aid policymakers and multilateral agencies in further developing holistic stewardship for human, animal, and environmental health. Highlighting these strengths and weaknesses also emphasizes areas for improvement in current AMR stewardship for water resources, particularly environmental waters.

3. Methods

3.1. One Health-One Water AMR Stewardship Framework: Integrating a Water Stewardship Lens

A literature review of existing global AMR instruments developed by the United Nations (including the tripartite organizations) and global non-governmental agencies [23,25,28,33,36,37,45,49,50] was conducted to understand the current state of One Health and AMR stewardship. This study primarily builds upon two One Health and AMR stewardship frameworks from the 2020 Wellcome Trust [23] and the IACG's AMR Framework for Action [45] in relation to the reviewed global instruments. Both frameworks outline the focus areas for AMR stewardship with respect to the Global Action Plan (GAP) objectives and provide detailed goals and enablers to achieve the objectives. The Wellcome framework outlines the modified specific themes for:

- human infection prevention and control (IPC);
- clean water and sanitation;
- food safety and security;
- environmental contamination;
- human consumption of antimicrobials;
- use of antimicrobials in animals;
- use of antimicrobials in plants.

The Wellcome Trust framework also outlines enablers adapted from the IACG framework levers, which are necessary to achieve thematic actions:

- surveillance;
- innovation (discovery and translation research, diagnostics, therapeutics, vaccines, medicine quality, clinical trial networks);
- national action;
- global governance.

The IACG framework's levers (description of how the content areas/themes can be addressed) for each of the themes includes:

- awareness and capability building;
- surveillance;
- funding and financial incentive;
- policy and regulation;

- championing and piloting.

While comprehensively thematic, the Wellcome Trust and IACG frameworks are primarily utilized for human and animal health guidance, providing limited guidance for including the environment sector or water resources in holistic AMR stewardship beyond WASH measures [23,31,45]. This translates to global AMR stewardship being primarily developed to address IPC as well as human and animal antimicrobial use concerns, which overlooks the environmental health component of One Health. AMR-related global and national instruments developed by the Tripartite have acknowledged the need for actively incorporating the environment sector, particularly water resources, into these instruments as a dissemination pathway of AMR outside of the human and animal sectors, but guidance remains largely broadly brushed statements with AMR action planning guidance focused on WASH provisions to protect human health [25,31,33,36,37,45,51]. This overlooks the need for specification of recommendations for managing and protecting the wide range of environmental and water risks outside of a human IPC and animal context.

To address limitations of these AMR frameworks, a One Health-One Water AMR stewardship framework and evaluation tool that comprehensively and equitably covers human, animal and environmental aspects of AMR risk was developed, incorporating aspects of the Wellcome Trust and IACG frameworks (Figure 11). The framework is intended to be utilized as an evaluation tool to determine strengths and weakness of current AMR stewardship. Highlighting these strengths and weakness can aid in developing effective AMR stewardship, particularly for the protection and management of water resources and public health.

The framework integrated each of the One Health Sectors—human, animal, and environment—as umbrella categories for the themes as well as to determine the primary focus areas of One Health in current AMR stewardship. The themes defined in the IACG and the Wellcome Trust frameworks were integrated into the One Health-One Water framework. The enabler theme from the Wellcome Trust framework was adapted into four stewardship pillars—prevention, surveillance, mitigation, and innovation—which are defined as key components of stewardship, particularly for water management and protection. The prevention pillars encompass stewardship activities intended to prevent AMR contamination, the surveillance pillar encompasses monitoring activities, the mitigation pillar encompasses activities focused on reactive management measures, and the innovation pillar encompasses reactive and proactive measures. The levers outlined in the IACG framework were integrated into the One Health-One Water framework within the stewardship pillar categories. To understand the funding aspect of stewardship, a funding and financial incentive lever was added to each pillar for this study's framework (see Figure 11).

To effectively assess the progress of the established One Health sectors, themes, and pillars, sub-levers were developed to provide an evaluation component to the framework [23,45]. The sub-levers—created from aspects of the Wellcome Trust framework's enabler theme and global instruments [23,36,45]—are categorized within the lever categories and are utilized as the evaluation criterion for this framework (see Figure 11). A water-related sub-lever compliments each appropriate sub-lever to evaluated water-related AMR stewardship alongside AMR stewardship.

To enhance water-related intervention planning with respect to AMR and stewardship, water definitions were developed within this study for different water types that are known to be AMR dissemination pathways or reservoirs [7,11,12,15,24,52]. The one water concept considers water resources throughout the water cycle, as well as contaminants introduced and transported with water resources. Specifying water types is necessary to effectively target policies, as well as regulate and protect water resources [53] in an integrated manner, from source to treatment [54]. The study's 13 water types represent water from the 3 main roles water plays within society and nature: resource, supply, and contaminant:

- The Water Resource category indicates any of the ambient or environmental waters (surface, marine, groundwater, karst groundwater) which can be utilized for human,

industrial, agricultural, or ecosystem use. Environmental waters refer to the diverse bodies of water present in human environments (natural or man-made), which can support ecosystem biodiversity and services, be utilized as a water supply, and/or receive wastewater discharge. Water resources are from open systems and are not treated but have the potential to be utilized.

- The Water Supply category indicates any water that has been collected from a water resource and is intended for human/industrial use or consumption.
- The Water Contaminant category indicates water that has been used and is not intended as a resource or supply but contributes to both types with and without treatment.

One Health Sectors	Themes	Stewardship Pillars	Levers	Sub-Levers	
Human	Human Infection Prevention and Control	Prevention	Awareness & Capability Building	Community focused awareness and understanding of AMR risks and response	Community focused awareness and understanding of AMR risks and response (water specific)
				Training and professional education on AMR	Training and professional education on AMR (water specific)
	Human Consumption of Antimicrobials		Funding & Financial Incentive	Funding for AMR prevention activities	Funding for AMR prevention activities (water specific)
			Surveillance	Measurement/ Surveillance and Laboratory Capacity	Implemented surveillance of AMR
Use of Antimicrobials in Animals	Use of relevant AMR data to amend global/national strategy and/or inform decision making, at least annually	Use of relevant AMR data to amend global/national strategy and/or inform decision making, at least annually (water specific)			
	Animal	Food Safety and Security	Mitigation	Policy & Regulation	Developed policy and standards for AMR
Plan for compliance with and enforcement of AMR regulation					Plan for compliance with and enforcement of AMR regulation (water specific)
Use of Antimicrobials in Plants		Piloting & Implementation		Implemented regulation/standards for AMR	Implemented regulation/standards for AMR (water specific)
		Funding & Financial Incentive		Development and/or implementation of stewardship programs for AMR	Development and/or implementation of stewardship programs for AMR (water specific)
Environment	Environmental Contamination	Innovation	Discovery and Translational Research	AMR research (including therapeutics, medical quality, and clinical trials)	AMR research (including therapeutics, medical quality, and clinical trials) (water specific)
			Diagnostics and Detection	Rapid analysis of AMR prevalence	Rapid analysis of AMR prevalence (water specific)
	Clean Water and Sanitation		Treatment technology	Development of environmental AMR removal technologies	Development of environmental AMR removal technologies (water specific)
			Governance Accelerator	Active network addressing AMR risk	Active network addressing AMR risk (water specific)
			Funding & Financial Incentive	Funding for AMR innovative measures	Funding for AMR innovative measures (water specific)

Figure 11. The One Health-One Water AMR stewardship framework.

Where possible, water type definitions (see Figure 12) were adapting from preexisting definitions [55–62]. While the categories and types are targeted towards AMR policy and management, these classifications can be universally applied in any water-related policy.

Water Categories and Definitions With Respect to Water-Related AMR			Water Role (Resource, Supply, Contaminant)	Reference Modified From
Green Water	Green water encompasses environmental bodies of water resources primarily from precipitation that may or may not be impacted by anthropogenic influence, such as pathogens and AMR. Green water is the beginning and end of the water cycle because these natural resources can be used as a source for drinking water intake, livestock, or irrigation, and receive stormwater and un/treated wastewater. Green water has been established as a reservoir for AMR.		Resource	Defined by the authors
Subcategories of Green Water	Surface Water	Surface water is a type of source water that is completely accessible above ground and is primarily fed by tributaries. Surface water includes freshwater bodies (rivers, lakes, streams, tributaries, creeks) and is vulnerable to pathogens, point source, and nonpoint source pollution, such as effluent discharge and stormwater runoff respectively.		55
	Marine Water	Marine water is a type of surface water, which includes oceans, seas, estuaries, brackish water, and any other surface water with salt content. Marine water is not freshwater but can still be utilized as a water resource. This water type is vulnerable to a variety of pollutants including pathogens, point, and nonpoint source.		55
	Groundwater	Groundwater is a type of source water that is stored beneath the Earth's surface within aquifers comprised of rocks, soil, gravel, and void space. This source is accessed through wells and pumping systems, as well as springs. Deep groundwater can be pristine, but this source is still vulnerable to pathogens, point, and nonpoint pollution.		57
	Karst Groundwater	Karst groundwater is a type of groundwater stored within a carbonate or related dissolution-type landscape, which stores water within conduits due to the porosity of the rock. Karst groundwater differs from traditional groundwater due to the interconnected nature between the surface and subsurface where there is little to no natural filtration as a result of thin soils. Karst groundwater is extremely susceptible to pathogens, point, and nonpoint source pollution.		60
Blue Water	Blue water encompasses the treated or untreated water supply, including for human use and consumption as well as industrial use. Blue water is primarily municipal supply, but can also include well water or any other source intended for human/ industrial use and consumption. Blue water may contain AMR or ARG even after treatment.		Supply	61
Subcategories of Blue Water	Municipal Water	Municipal water is treated source water that is intended for human or industrial use and consumption. This water is distributed on a large scale, such as within a city or community and is accessible through infrastructure including plumbing. Prior to distribution the water is treated and upheld to regulatory standards to ensure the protection of public health. Even though treated, prevalence of ARG have been documented and can potentially impact human health.		57
	Well Water	Well water is intended for human use or consumption, is acquired directly from a well, and can be treated or untreated. This water is not distributed on a large scale and is typically managed by the user. Well water may be filter or treated, but is not regulated to ensure public health. Prevalence of AMR and ARG have been documented and are typically not removed prior to use/ consumption.		57
	Self-Supplied Water	Other nontraditional or alternative water sources of blue water include the utilization of glacier melt, fog harvesting, rainwater harvesting/cistern, and direct use of untreated surface water. These sources are treated in varying degrees and the prevalence of AMR and ARG has been documented.	57	

Figure 12. Cont.

Water Categories and Definitions With Respect to Water-Related AMR		Water Role (Resource, Supply, Contaminant)	Reference Modified From	
Brown Water	Brown Water incorporates any water that has been used and should have some level of remediation prior to reintroduction to the environment. Wastewater may be treated or untreated water, may have come into contact with fecal waste, and might carry a variety of pollutants linked to use - including pathogens, bacteria, heavy metals, and pharmaceutical byproducts. Wastewater combines a variety of waste streams and has been classified as a significant source of AMR development and dissemination. Wastewater can pollute water resources and supplies. It generally requires treatment to remove pollutants, including AMR organisms.	Contaminant	58	
Subcategories of Brown Water	Wastewater (Agricultural)		Agricultural wastewater contains animal waste, animal feed by-products, such as antibiotics, and runoff from treated crop fields. Agricultural waste has been associated with AMR introduction to the environment and is both a point and nonpoint pollutant source.	56
	Wastewater (Industrial)		Industrial wastewater contains byproducts from mass production of consumable and non-consumable goods and energy production. Industrial wastewater tends to contain heavy metals and high dissolved solids, organic compounds, and toxic substances, which can be introduced to the environment. These byproducts can influence the development of AMR within the waste stream and green water if not treated or removed.	58
	Wastewater (Pharmaceutical)		Pharmaceutical wastewater is a form of industrial wastewater, but contains vast amounts of antibiotic specific byproducts. Pharmaceutical effluents are a major contributor for AMR occurrence within green water.	59
	Wastewater (Municipal)		Municipal wastewater primarily contains human fecal waste that has either been treated or untreated, which typically contains a variety of clinical AMR, antibiotic byproducts, and bacteria. Municipal wastewater treatment plants are a significant source of AMR and are not completely effective at removing AMR before reintroduction to green water.	58
	Wastewater (Hospital)		Hospital wastewater contributes to municipal waste, but contains a variety of clinical fecal pollutants, antibiotics, viruses, and AMR, that is typically not treated prior to introduction to the wastewater treatment plant. Hospital wastewater is a significant source of AMR occurrence and contribute antibiotics to further influence their occurrence in water.	62
	Stormwater		Stormwater is a type of brown water that includes excess runoff that should be treated before being introduced to the natural environment, but typically is not. Stormwater can be impacted from anthropogenic, agricultural, and industrial sources and is considered a nonpoint source pollutant, especially as a source of pathogens, sediment, nutrients, and heavy metals.	58

Figure 12. Defined water categories and types associated with water-related AMR.

3.2. National Action Plan Case Study Selection

National Action Plans were targeted for this study in order to determine general One Health and thematic prioritization, as well as to determine, if any, water-related AMR stewardship gaps. The NAPs utilized in this study were accessed from the WHO Library of AMR National Action Plans. The case studies were selected if the following criteria were met:

- The country participated in the Monitoring Global Progress on Antimicrobial resistance: 2019–2020 Tripartite AMR Country Self-Assessment Survey (TrACSS), a comprehensive list of actively involved countries;
- The NAP was fully developed and currently implemented. If multiple versions available, only the currently implemented NAP was considered;
- The NAP was published in English;
- The NAP was accessible/available online;
- The NAP included the terms “water”, “sanitation”, or “hygiene” outside of the background/introduction statement.

Ultimately, 25 NAP case studies were evaluated to understand the focus of these current plans concerning AMR and water-related AMR stewardship (Figure 13).

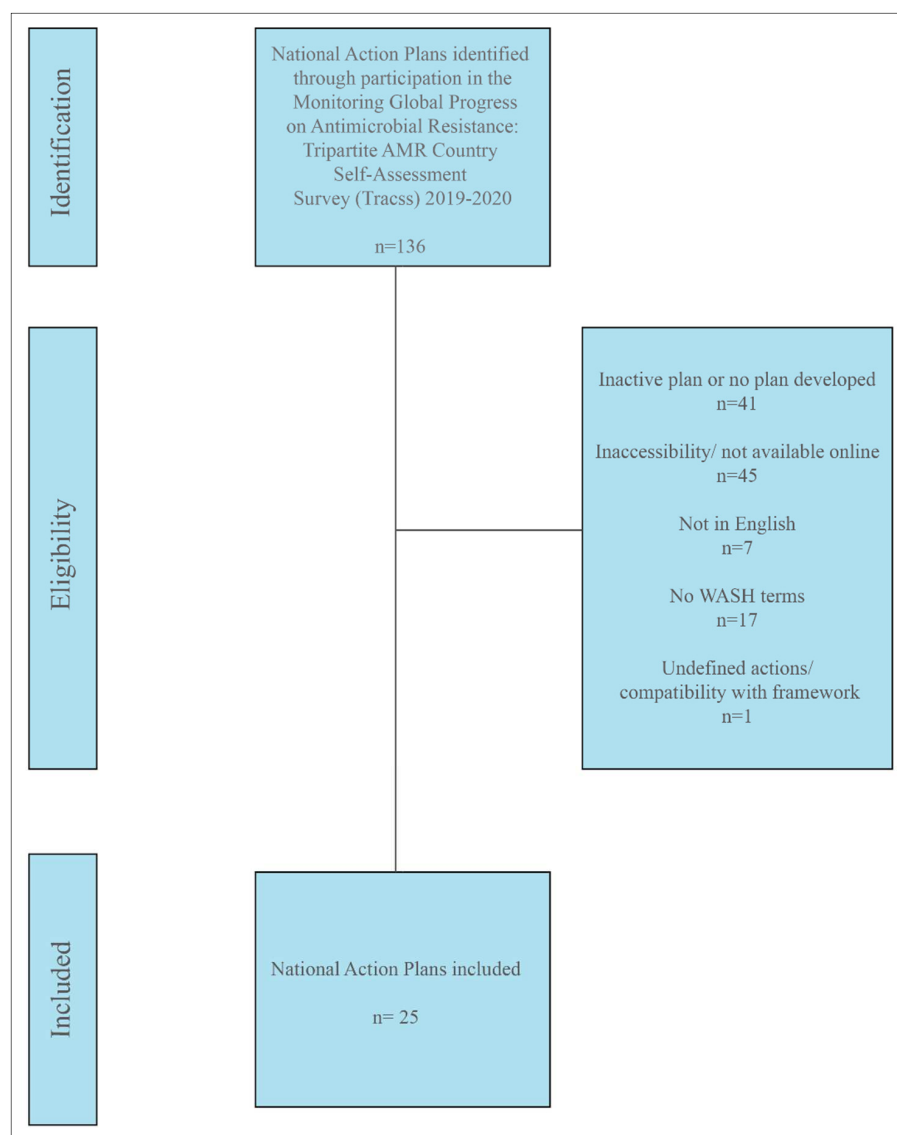


Figure 13. Prisma diagram reflecting the NAP case study screening process.

3.3. Data Analysis

3.3.1. Framework Evaluation and National Action Plan Scorecard

To evaluate the attention towards AMR and water-related AMR stewardship an evaluation of the NAP case studies was conducted using the study's One Health-One Water AMR stewardship framework. Each of the included NAPs was scored per One Health sector in relation to the themes and pillars in relation to each of the sub-lever categories based on the implementation status of thematic activities (Figure 14). A total score was then calculated per NAP for each of the One Health sectors, pillars, and themes. Scorecards for the One Health sectors, pillars, and themes were developed (Figures 2–7 and 10), which were divided into four quadrants in relation to the evaluation scores, to compare AMR stewardship progress between the case studies. To further understand the progress of AMR stewardship at the country income classification level, percentages of each classification (LIC, MIC, and HIC) were standardized and compared in relation to each of the sectors, pillars, and themes. The scores highlight the overall focus of AMR and any water-related AMR stewardship for each NAP. Guidelines were developed for the framework to aid in theme parameters and framework scoring as well as systematic comparison between NAPs (Table S2: Framework guidelines, Table S3: Framework scoring guidelines).






Scoring System:			
Response:	Weighted Score:		Criteria:
A	0		Not included in NAP
B	0.25		Acknowledged, but no plan of action in NAP
C	0.5		Plan of action outlined in NAP
D	0.75		Implementation in NAP
E	1		Established plan of action/ stewardship program in NAP

Figure 14. One Health-One Water AMR stewardship framework scoring criteria.

3.3.2. Framework Validation with Sustainable Development Goal Correlation

The framework evaluation findings for the human and animal sectors and themes are validated through triangulation with preexisting literature. The environment sector and related themes are supported by literature as well, however, the limited focus on this sector required further validation. The sustainable development goal (SDG) 6, an indicator for water development progress, and the thematic actions of environmental AMR stewardship highlighted in this study were correlated to validate the environmental and water-related aspect of the Framework. SDG 6 indicators were selected because the UN Interagency Coordination Group (IACG) AMR framework for action has highlighted the parallel between AMR stewardship and water development progress [31,45]. This method was also selected as previous studies have analyzed SDG indicator data in comparison to other factors using correlation analysis [63–65]. A Pearson correlation analysis [66] was used to determine correlations between the framework evaluation scores for the environment One Health sector, the clean water and sanitation theme, and the environmental contamination theme with indicators of SDG 6. Indicator data were collected for 6.1.1 Drinking Water [67], 6.2.1a Sanitation [68], 6.3.1 Wastewater [69], and 6.3.2 Water Quality (excluding groundwater due to data only available for five of the case studies) [70] for each of the case study countries if available. The SDG data were provided by the Joint Monitoring Programme for Water Supply, Sanitation and Hygiene, WHO, United Nations Habitat, and the United Nations Environment Programme (Table S4: Sustainable development goal data). Linear regression [71] was also implemented for these data with the R squared value to measure the goodness of fit (also referred to as the coefficient of determination). The correlations, linear regressions, and R squared values were implemented in Python 3 using Numpy. The code was accessed on 30 October 2021 and can be found at https://github.com/vincihb/nap_correlations.

3.4. Limitations

A limitation of this study is the selection of case studies from the TrACSS, which does not include all NAPs, but only participating countries. In addition, the WASH terminology inclusion criterion might show a greater inclusion of the environment as well as water resources than reflected globally. The NAP may have been vague and not included or fully outlined thematic activities, such as policies or surveillance systems,

skewing the evaluation results. The themes within the human (human IPC and human consumption of antimicrobial) and animal (antimicrobial use in animals, food safety and security, antimicrobial use in plants) One Health sectors were not always distinguishable within NAP activities due to broad statements within the NAP. In order to distinguish between the themes, thematic language and responsible entities, if included, were utilized.

4. Conclusions

This research is a snapshot of the current state of AMR thematic priorities and AMR water-related stewardship in global policy guidance and National Action Plans. The human and animal sectors receive the most attention while the environment sector, food safety and security, and antimicrobial plant use have limited focus in current guidance and policy. The integration of these latter themes into future guidance and action plans is necessary to manage potential environmental and foodborne AMR dissemination pathways.

With regards to water, the One Health-One Water AMR stewardship framework was a useful tool to evaluate AMR priorities in NAPs and gaps in AMR and water-related stewardship. This review found that environmental waters are overlooked in AMR stewardship and national water development plans that focus on WASH access and wastewater treatment. This oversight poses a major public health threat in LMICs, where half a billion people rely on environmental waters that potentially are heavily polluted from domestic, industrial, and agricultural discharge to meet their daily water needs. Utilizing the study's framework can help policymakers and multilateral agencies broaden the water AMR lens beyond WASH and human IPC measures, so that environmental waters, water supplies and wastewaters are each accounted for as both dissemination pathways and reservoirs.

The discussion on AMR is constantly evolving, especially as the role of the environment and water resources is better understood in terms of AMR development, dissemination, and transmission. The integration of water resources and One Health for AMR stewardship is vital for the protection of human and environmental health through safe and secure water resource management and protection. AMR is a global problem that requires action at the global and at the national level in both LMICs and HICs alike [72]. Water-related AMR can be managed and support One Health objectives through the holistic integration of One Health, water resources and the four stewardship pillars.

Supplementary Materials: The following are available online at <https://www.mdpi.com/article/10.3390/antibiotics11010063/s1>, Figure S1: One Health-One Water framework NAP evaluation results, Figure S2: Linear regression graphs, Table S1: NAP case study parameters, Table S2: Framework guidelines, Table S3: Framework scoring guidelines, Table S4: Sustainable development goal data.

Author Contributions: Conceptualization, R.A.K. and L.T.; methodology, R.A.K. and L.T.; software and statistical supplementary materials, H.B.; validation, R.A.K., L.T., and H.B.; formal analysis, R.A.K.; investigation and data curation, R.A.K.; writing—original draft preparation, R.A.K.; writing—review and editing, R.A.K. and L.T.; visualization, R.A.K. and L.T.; supervision, L.T.; project administration, R.A.K. and L.T.; funding acquisition, R.A.K. and L.T. All authors have read and agreed to the published version of the manuscript.

Funding: This research is supported by funds received by UNU-INWEH through a long-term agreement with Global Affairs Canada.

Data Availability Statement: The data presented in this study are available in [Figures S1 and S2, Table S4] and at https://github.com/vincihb/nap_correlations, which was accessed on 30 October 2021.

Acknowledgments: The authors acknowledge the Tennessee Technological University Water Center for publication support, Hamid Mehmood of UNU-INWEH for map development and two anonymous reviewers for helpful feedback that strengthened the paper.

Conflicts of Interest: The authors declare no conflict of interest.

References

1. Sriram, A.; Kalanxhi, E.; Kapoor, G.; Craig, J.; Balasubramanian, R.; Brar, S.; Criscuolo, N.; Hamilton, A.; Klein, E.; Tseng, K.; et al. *The State of the World's Antibiotics Report in 2021: A Global Analysis of Antimicrobial Resistance and Its Drivers*; Center for Disease Dynamics, Economics, and Policy: Washington, DC, USA, 2021.
2. Zhang, X.X.; Zhang, T.; Fang, H.H.P. Antibiotic Resistance Genes in Water Environment. *Appl. Microbiol. Biotechnol.* **2009**, *82*, 397–414. [[CrossRef](#)]
3. Laroche, E.; Petit, F.; Fournier, M.; Pawlak, B. Transport of Antibiotic-Resistant Escherichia Coli in a Public Rural Karst Water Supply. *J. Hydrol.* **2010**, *392*, 12–21. [[CrossRef](#)]
4. Flores Ribeiro, A.; Bodilis, J.; Alonso, L.; Buquet, S.; Feuilloley, M.; Dupont, J.-P.; Pawlak, B. Occurrence of Multi-Antibiotic Resistant Pseudomonas Spp. in Drinking Water Produced from Karstic Hydrosystems. *Sci. Total Environ.* **2014**, *490*, 370–378. [[CrossRef](#)] [[PubMed](#)]
5. Bradford, S.A.; Harvey, R.W. Future Research Needs Involving Pathogens in Groundwater. *Hydrogeol. J.* **2017**, *25*, 931–938. [[CrossRef](#)]
6. Szekeres, E.; Chiriac, C.M.; Baricz, A.; Szóke-Nagy, T.; Lung, I.; Soran, M.L.; Rudi, K.; Dragos, N.; Coman, C. Investigating Antibiotics, Antibiotic Resistance Genes, and Microbial Contaminants in Groundwater in Relation to the Proximity of Urban Areas. *Environ. Pollut.* **2018**, *236*, 734–744. [[CrossRef](#)] [[PubMed](#)]
7. Andrade, L.; Kelly, M.; Hynds, P.; Weatherill, J.; Majury, A.; O'Dwyer, J. Groundwater Resources as a Global Reservoir for Antimicrobial-Resistant Bacteria. *Water Res.* **2020**, *170*, 115360. [[CrossRef](#)] [[PubMed](#)]
8. Huang, F.; An, Z.; Moran, M.J.; Liu, F. Recognition of Typical Antibiotic Residues in Environmental Media Related to Groundwater in China (2009–2019). *J. Hazard. Mater.* **2020**, *399*, 122813. [[CrossRef](#)] [[PubMed](#)]
9. Kolda, A.; Mujakić, I.; Perić, L.; Vardić Smrzlić, I.; Kapetanović, D. Microbiological Quality Assessment of Water and Fish from Karst Rivers of the Southeast Black Sea Basin (Croatia), and Antimicrobial Susceptibility of Aeromonas Isolates. *Curr. Microbiol.* **2020**, *77*, 2322–2332. [[CrossRef](#)]
10. Tamtam, F.; Mercier, F.; le Bot, B.; Eurin, J.; Tuc Dinh, Q.; Clément, M.; Chevreuil, M. Occurrence and Fate of Antibiotics in the Seine River in Various Hydrological Conditions. *Sci. Total Environ.* **2008**, *393*, 84–95. [[CrossRef](#)] [[PubMed](#)]
11. Stoll, C.; Sidhu, J.P.S.; Tiehm, A.; Toze, S. Prevalence of Clinically Relevant Antibiotic Resistance Genes in Surface Water Samples Collected from Germany and Australia. *Environ. Sci. Technol.* **2012**, *46*, 9716–9726. [[CrossRef](#)] [[PubMed](#)]
12. Sanderson, H.; Fricker, C.; Brown, R.S.; Majury, A.; Liss, S.N. Antibiotic Resistance Genes as an Emerging Environmental Contaminant. *Environ. Rev.* **2016**, *24*, 205–218. [[CrossRef](#)]
13. Jiang, Y.; Cao, M.; Yuan, D.; Zhang, Y.; He, Q. Hydrogeological Characterization and Environmental Effects of the Deteriorating Urban Karst Groundwater in a Karst Trough Valley: Nanshan, SW China. *Hydrogeol. J.* **2018**, *26*, 1487–1497. [[CrossRef](#)]
14. Nadimpalli, M.L.; Marks, S.J.; Montealegre, M.C.; Gilman, R.H.; Pajuelo, M.J.; Saito, M.; Tsukayama, P.; Njenga, S.M.; Kiiru, J.; Swarthout, J.; et al. Urban Informal Settlements as Hotspots of Antimicrobial Resistance and the Need to Curb Environmental Transmission. *Nat. Microbiol.* **2020**, *5*, 787–795. [[CrossRef](#)] [[PubMed](#)]
15. Devarajan, N.; Laffite, A.; Mulaji, C.K.; Otamonga, J.P.; Mpiana, P.T.; Mubedi, J.I.; Prabakar, K.; Ibelings, B.W.; Poté, J. Occurrence of Antibiotic Resistance Genes and Bacterial Markers in a Tropical River Receiving Hospital and Urban Wastewaters. *PLoS ONE* **2016**, *11*, e0149211. [[CrossRef](#)] [[PubMed](#)]
16. An, X.L.; Su, J.Q.; Li, B.; Ouyang, W.Y.; Zhao, Y.; Chen, Q.L.; Cui, L.; Chen, H.; Gillings, M.R.; Zhang, T.; et al. Tracking Antibiotic Resistome during Wastewater Treatment Using High Throughput Quantitative PCR. *Environ. Int.* **2018**, *117*, 146–153. [[CrossRef](#)]
17. Karkman, A.; Do, T.T.; Walsh, F.; Virta, M.P.J. Antibiotic-Resistance Genes in Waste Water. *Trends Microbiol.* **2018**, *26*, 220–228. [[CrossRef](#)] [[PubMed](#)]
18. Manaia, C.M.; Rocha, J.; Scaccia, N.; Marano, R.; Radu, E.; Biancullo, F.; Cerqueira, F.; Fortunato, G.; Iakovides, I.C.; Zammit, I.; et al. Antibiotic Resistance in Wastewater Treatment Plants: Tackling the Black Box. *Environ. Int.* **2018**, *115*, 312–324. [[CrossRef](#)]
19. Sabri, N.A.; Schmitt, H.; van der Zaan, B.; Gerritsen, H.W.; Zuidema, T.; Rijnaarts, H.H.M.; Langenhoff, A.A.M. Prevalence of Antibiotics and Antibiotic Resistance Genes in a Wastewater Effluent-Receiving River in the Netherlands. *J. Environ. Chem. Eng.* **2020**, *8*, 102245. [[CrossRef](#)]
20. Turolla, A.; Cattaneo, M.; Marazzi, F.; Mezzanotte, V.; Antonelli, M. Antibiotic Resistant Bacteria in Urban Sewage: Role of Full-Scale Wastewater Treatment Plants on Environmental Spreading. *Chemosphere* **2018**, *191*, 761–769. [[CrossRef](#)] [[PubMed](#)]
21. World Health Organization (WHO); Food And Agriculture Organization (FAO); World Organization For Animal Health (OIE). *Technical Brief on Water, Sanitation, Hygiene and Wastewater Management to Prevent Infections and Reduce The Spread of Antimicrobial Resistance*; World Health Organization: Geneva, Switzerland; Food Agriculture Organization: Rome, Italy; World Organization for Animal Health: Paris, France, 2020; ISBN 9789240006416.
22. White, A.; Hughes, J.M. Critical Importance of a One Health Approach to Antimicrobial Resistance. *EcoHealth* **2019**, *16*, 404–409. [[CrossRef](#)]
23. Wellcome Trust. *The Global Response to AMR Momentum, Success, and Critical Gaps*; Wellcome Trust: London, UK, 2020.
24. Gaze, W.; Depledge, M. Antimicrobial Resistance: Investigating the Environmental Dimension-Frontiers 2017: Emerging Issues of Environmental Concern. *Front. 2017 Emerg. Issues Environ. Concern* **2017**, 12–22.
25. Interagency Coordination Group on Antimicrobial Resistance (IACG). *No Time to Wait: Securing the Future from Drug-Resistant Infections*; World Health Organization: Geneva, Switzerland, 2019.

26. O'Neill, J. *Antimicrobial Resistance: Tackling a Crisis for the Health and Wealth of Nations, Review on Antimicrobial Resistance, Chaired by Jim O'Neill, December 2014*; Wellcome Trust: London, UK, 2016.
27. World Health Organization (WHO). Antibiotic Resistance. Available online: <https://www.who.int/news-room/fact-sheets/detail/antibiotic-resistance> (accessed on 17 September 2021).
28. World Health Organization (WHO). *Global Action Plan on Antimicrobial Resistance*; World Health Organization: Geneva, Switzerland, 2015; ISBN 9789241509763.
29. Durso, L.M.; Cook, K.L. One Health and Antibiotic Resistance in Agroecosystems. *EcoHealth* **2019**, *16*, 414–419. [[CrossRef](#)] [[PubMed](#)]
30. United Nations. *Seventy-First United Nations General Assembly Political Declaration of the High-Level Meeting of the General Assembly on Antimicrobial Resistance*; United Nations: New York, NY, USA, 2016.
31. Interagency Coordination Group on Antimicrobial Resistance (IACG). *AMR Indicators and Their Relevance to the Global Indicator Framework for the SDGs and Targets for the 2030 Agenda for Sustainable Development*; World Health Organization: Geneva, Switzerland, 2018.
32. Centre for Science and Environment. *National Action Plans Antimicrobial Resistance: Need For Greater Focus On Environmental Spread*; Centre for Science and Environment: New Delhi, India, 2016.
33. World Health Organization (WHO); Food And Agriculture Organization (FAO); World Organization For Animal Health (OIE). *International Instruments on the Use of Antimicrobials across the Human, Animal and Plant Sectors*; World Health Organization: Geneva, Switzerland; Food Agriculture Organization: Rome, Italy; World Organization for Animal Health: Paris, France, 2020.
34. Singer, A.C.; Shaw, H.; Rhodes, V.; Hart, A. Review of Antimicrobial Resistance in the Environment and Its Relevance to Environmental Regulators. *Front. Microbiol.* **2016**, *7*, 1728. [[CrossRef](#)] [[PubMed](#)]
35. World Economic Forum. *Antimicrobial Resistance and Water: The Risks and Costs for Economies and Societies Briefing Paper*; World Economic Forum: Cologny, Switzerland, 2021.
36. World Health Organization (WHO); Food And Agriculture Organization (FAO); World Organization For Animal Health (OIE). *Monitoring Global Progress on Antimicrobial Resistance: Tripartite AMR Country Self-Assessment Survey (TrACSS) 2019–2020: Global Analysis Report*; World Health Organization: Geneva, Switzerland; Food Agriculture Organization: Rome, Italy; World Organization for Animal Health: Paris, France, 2021.
37. Food And Agriculture Organization (FAO). *Thematic Evaluation Series Evaluation of FAO's Role and Work on Antimicrobial Resistance (AMR)*; Food Agriculture Organization: Rome, Italy, 2021; ISBN 9789251340745.
38. World Health Organization (WHO). World Health Organization Countries Classification. Available online: <https://www.who.int/countries> (accessed on 20 October 2021).
39. World Bank. World Bank Country and Lending Groups. Available online: <https://datahelpdesk.worldbank.org/knowledgebase/articles/906519-world-bank-country-and-lending-groups> (accessed on 20 October 2021).
40. World Organization for Animal Health (OIE). *OIE Standards, Guidelines and Resolution on Antimicrobial Resistance and the Use of Antimicrobial Agents*, 2nd ed.; World Organization for Animal Health: Paris, France, 2020.
41. Food And Agriculture Organization (FAO); World Organization For Animal Health (OIE). *Joint FAO/WHO Expert Meeting in Collaboration with OIE on Foodborne Antimicrobial Resistance: Role of the Environment, Crops and Biocides: Meeting Report*; Food Agriculture Organization: Rome, Italy; World Organization for Animal Health: Paris, France, 2019.
42. Kurenbach, B.; Marjoshi, D.; Amábile-Cuevas, C.F.; Ferguson, G.C.; Godsoe, W.; Gibson, P.; Heinemann, J.A. Sublethal Exposure to Commercial Formulations of the Herbicides Dicamba, 2,4-Dichlorophenoxyacetic Acid, and Glyphosate Cause Changes in Antibiotic Susceptibility in *Escherichia Coli* and *Salmonella Enterica* Serovar Typhimurium. *Microbiology* **2015**, *6*, e00009-15. [[CrossRef](#)] [[PubMed](#)]
43. Kurenbach, B.; Gibson, P.S.; Hill, A.M.; Bitzer, A.S.; Silby, M.W.; Godsoe, W.; Heinemann, J.A. Herbicide Ingredients Change *Salmonella Enterica* Sv. Typhimurium and *Escherichia Coli* Antibiotic Responses. *Microbiology* **2017**, *163*, 1791. [[CrossRef](#)]
44. Kurenbach, B.; Hill, A.M.; Godsoe, W.; van Hamelsveld, S.; Heinemann, J.A. Agrichemicals and Antibiotics in Combination Increase Antibiotic Resistance Evolution. *PeerJ* **2018**, *6*, e5801. [[CrossRef](#)]
45. Interagency Coordination Group on Antimicrobial Resistance (IACG). *AMR Framework for Action Supported by the IACG, Working Document*; World Health Organization: Geneva, Switzerland, 2017.
46. Guerra, R. Tripartite Plus Recent Update and Memorandum of Understanding on Antimicrobial Resistance. In Proceedings of the IACG Information Session, Geneva, Switzerland, 1 October 2018.
47. Wuijts, S.; van den Berg, H.H.J.L.; Miller, J.; Abebe, L.; Sobsey, M.; Andremont, A.; Medlicott, K.O.; van Passel, M.W.J.; de Roda Husman, A.M. Towards a Research Agenda for Water, Sanitation and Antimicrobial Resistance. *J. Water Health* **2017**, *15*, 175–184. [[CrossRef](#)]
48. Sano, D.; Wester, A.L.; Schmitt, H.; Amarasiri, M.; Kirby, A.; Medlicott, K.; de Roda Husman, A.M. Updated Research Agenda for Water, Sanitation and Antimicrobial Resistance. *J. Water Health* **2020**, *18*, 858–866. [[CrossRef](#)]
49. World Health Organization (WHO). *Antimicrobial Resistance: Global Report on Surveillance 2014*; World Health Organization: Geneva, Switzerland, 2016.
50. World Health Organization (WHO). *Global Antimicrobial Resistance and Use Surveillance System (GLASS) Report*; World Health Organization: Geneva, Switzerland, 2020.

51. Food And Agriculture Organization (FAO); World Organization For Animal Health (OIE); World Health Organization (WHO). *Antimicrobial Resistance Multi-Partner Trust Fund Forging Tripartite Collaboration for Urgent Global and Country Action against Antimicrobial Resistance (AMR) Annual Progress Report 2020*; Food Agriculture Organization: Rome, Italy; World Organization for Animal Health: Paris, France; World Health Organization: Geneva, Switzerland, 2020.
52. Xi, C.; Zhang, Y.; Marrs, C.F.; Ye, W.; Simon, C.; Foxman, B.; Nriagu, J. Prevalence of Antibiotic Resistance in Drinking Water Treatment and Distribution Systems. *Appl. Environ. Microbiol.* **2009**, *75*, 5714–5718. [[CrossRef](#)]
53. United Nations (UN). *The United Nations World Water Development Report 2021: Valuing Water*; UN Water: Geneva, Switzerland, 2021.
54. Bürgmann, H.; Frigon, D.; Gaze, W.H.; Manaia, C.M.; Pruden, A.; Singer, A.C.; Smets, B.F.; Zhang, T. Water and Sanitation: An Essential Battlefield in the War on Antimicrobial Resistance. *FEMS Microbiol. Ecol.* **2018**, *94*, fyy101. [[CrossRef](#)]
55. National Geographic Society. Surface Water. Available online: <https://www.nationalgeographic.org/encyclopedia/surface-water/> (accessed on 17 September 2021).
56. USDA: Natural Resources Conservation Service Conservation Practice Standard: Waste Treatment Code 629. Available online: https://www.blogs.nrcs.usda.gov/Internet/FSE_DOCUMENTS/16/nrcseprd1499262.pdf (accessed on 17 September 2021).
57. USGS. Dictionary of Water Terms. Available online: https://www.usgs.gov/special-topic/water-science-school/science/dictionary-water-terms?qt-science_center_objects=0#G (accessed on 17 September 2021).
58. USGS. Wastewater Treatment Water Use. Available online: https://www.usgs.gov/special-topic/water-science-school/science/wastewater-treatment-water-use?qt-science_center_objects=0#qt-science_center_objects (accessed on 17 September 2021).
59. USGS. Pharmaceuticals in Water. Available online: https://www.usgs.gov/special-topic/water-science-school/science/pharmaceuticals-water?qt-science_center_objects=0#qt-science_center_objects (accessed on 17 September 2021).
60. Palmer, A.N. Cave Geology and Speleogenesis over the Past 65 Years: Role of The National Speleological Society in Advancing the Science. *J. Cave Karst Stud.* **2007**, *69*, 3–12.
61. Falkenmark, M.; Rockström, J. The New Blue and Green Water Paradigm: Breaking New Ground for Water Resources Planning and Management. *J. Water Resour. Plan. Manag.* **2006**, *132*, 129–132. [[CrossRef](#)]
62. World Health Organization (WHO). *Safe Management of Wastes from Health-Care Activities*, 2nd ed.; World Health Organization: Geneva, Switzerland, 2016.
63. Fonseca, L.M.; Domingues, J.P.; Dima, A.M. Mapping the Sustainable Development Goals Relationships. *Sustainability* **2020**, *12*, 3359. [[CrossRef](#)]
64. United Nations Environment Programme. *Measuring Progress: Environment and the SDGs*; United Nations Environment Programme: Nairobi, Kenya, 2021.
65. de Neve, J.E.; Sachs, J.D. The SDGs and Human Well-Being: A Global Analysis of Synergies, Trade-Offs, and Regional Differences. *Sci. Rep.* **2020**, *10*, 15113. [[CrossRef](#)] [[PubMed](#)]
66. Rice, J.A. *Mathematical Statistics and Data Analysis*, 3rd ed.; Cengage Learning: Boston, MA, USA, 2007; Volume 72.
67. United Nations (UN). Water Indicator 6.1.1—Drinking Water. Available online: <https://www.sdg6data.org/indicator/6.1.1> (accessed on 21 September 2021).
68. United Nations (UN). Water Indicator 6.2.1a—Sanitation. Available online: <https://www.sdg6data.org/indicator/6.2.1a> (accessed on 21 September 2021).
69. United Nations (UN). Water Indicator 6.3.1—Wastewater Treatment. Available online: <https://www.sdg6data.org/indicator/6.3.1> (accessed on 21 September 2021).
70. United Nations (UN). Water Indicator 6.3.2—Water Quality. Available online: <https://www.sdg6data.org/indicator/6.3.2> (accessed on 21 September 2021).
71. Weisberg, S. *Applied Linear Regression*, 4th ed.; Wiley: Hoboken, NJ, USA, 2005.
72. Samreen; Ahmad, I.; Malak, H.A.; Abulreesh, H.H. Environmental Antimicrobial Resistance and Its Drivers: A Potential Threat to Public Health. *J. Glob. Antimicrob. Resist.* **2021**, *27*, 101–111. [[CrossRef](#)] [[PubMed](#)]